


**LIVING HISTORIES,
LASTING JOURNEYS**

Sharing the heritage of
St Leonard's Flamstead



The Colourful Past of St Leonard's Church

Exploring the historic
wall paintings



Key Stage 2

Learning Objectives


- To learn how medieval artists created their church paintings.
- To learn the significance of the murals in St Leonard's Church, Flamstead.



Expressions Through Art

- People have expressed themselves artistically throughout history
- From prehistoric cave paintings to paintings by Banksy on a modern city street.
- Whatever an artist wants to say, art can tell a message in a very simple, direct way.

Above: [A cave painting from Lascaux, France](#). Creative Commons.
Below: [Banksy, Girl and Heart Balloon](#). Southbank, London. Creative Commons.



A Past of Colour

A church like St Leonard's may seem quiet.

However, 500 years ago the church walls would have been richly decorated.



Painted Murals in Medieval Churches

Painted murals expressed people's devotion to God.

They told stories from the Bible.



Wall paintings in St Peter and St Paul's Church, Pickering. Photo © [Christine Matthews](#) (cc-by-sa/2.0)

Who created the Murals?

- The murals were painted over a long period of time by monks, travelling artists, and local people.
- Their styles came from many traditions and sources.



Painting shared Christian stories

- Artists followed pattern books to give them ideas.
- This is the Doom Painting.
- Once it was full of colour.
- Today, we see part of an 18th century Doom painting (top left) on top of 14th and possibly 15th century Doom paintings.



The Doom Painting

- Christ is in the centre on a rainbow.
- This is the Day of Judgement





Doom Paintings in Europe

- You could find the same style and content of paintings in many medieval churches in Europe.
- This is the Doom painting in St Thomas's Church, Salisbury.



[The Doom wall painting, St Thomas's Church, Salisbury..](#)

© Team ER

How were the paints made?

- There were no decorating shops or ready-made paints in medieval times
- The paint had to be made by the artist



Artists' Old Paint Recipes for White and Black



White paint

- Use chalk or lead
- Mix with glue from animal skins or egg white



Black paint

- Use charcoal or soot from a fire
- Mix with glue or egg white for working and to stick to a surface

Artists' Old Paint Recipes for Red and Blue



Red (and orange and brown) paint

- Dig up ochre in clay and cook it until it turns the shade wanted
- Mix with glue or egg white to fix the pigment



Blue paint

- Buy the mineral Azurite from traders and grind it down
- Mix with glue or egg white (called a “binder”)

Artists' Old Paint Recipes for Green and Yellow



Green paint (a dangerous recipe not used now)

- Mix copper with vinegar to create Verdigris (very toxic!)
- Scrape off the crust and mix with glue or egg




Yellow paint (a dangerous recipe not used now)

- Grind the mineral Orpiment containing Arsenic (very toxic!) Better not lick your brush!
- Mix with glue or egg to fix the mineral

The Reformation

- In 1534, Henry VIII became the head of the English Church
- He began the English Reformation, which challenged the worship, beliefs, and rules of the Catholic Church
- From then, artworks began to be painted or whitewashed over



The Story of a Painter

- Let's listen to the story of one of the painters here in St Leonard's



(Brother Gregory)



Your turn!

- Create an artwork that tells a message without words.
- Can you make your own paints to create the picture?



Left: [Ultramarine Blue pigment.](#)



Middle: [A pestle and mortar for grinding.](#)



Right: [Cadmium Orange pigment.](#)